



PIXIE SMART DIMMER SDD300BTAM G3

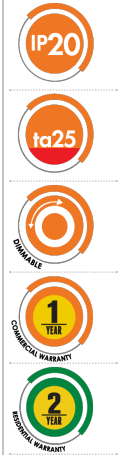
SMART HOME push button dimmer, Generation 3 with Bluetooth Mesh Technology

Application

Smart digital lighting control for residential and commercial spaces, with soft ON/OFF control.

Design Specifications


- Digital push button control, with three (3) complimentary key caps provided to suit most switch plates
- When used as a digital device, push on/off, hold to dim up or down, memory function, selectable minimum dim level
- When used with the SAL PIXIE or PIXIE PLUS app, set a scene, group devices, set a schedule, dim, switch, set a timer
- With the inclusion of the SAL PIXIE Gateway and the internet, you can control your PIXIE devices from anywhere in the world
- Overheating, overload and full short circuit protection, maximum load 300 watt (resistive), 250VA (capacitive LED), minimum load 2 watt* . See installation sheet for multi-gang de-rating values.
- SMART LED indicator, Trailing edge phase cutting dimming, Fits most branded switch plates. 1 to 6 gang, complies to AS/NZS 60669.2.1, typical wireless range 15 metres



Performance

- Dimmable - **YES**
- Dimmer Type - **Trailing edge**

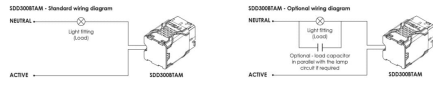
Technical Specification

Product	Model No.	Power (W)	Input Voltage (V/AC)	Body Colour	Dim (mm)
	SDD300BTAM	300	240	WHITE	42(L) x 24(W) x 24(H)

*Subject to product capability, this load size may require the inclusion of the LOAD capacitor.

Due to continued product and technology enhancements, data sourced from sal.net.au shall not form part of any contract and or technical performance guarantee unless expressly confirmed in writing by SAL at the time of order. Products are sold in accordance with [SAL Terms and Conditions of sale](#) and all images shown are for illustration purposes only and may vary from the actual colour or finish. Unless specifically stated, all IP ratings nominated for Interior products are from "below the ceiling".

Dimensions



Operation	Function Description	LED Indicator	Remark
1 click	Turn on/off the light	Maximum brightness when the light is ON; minimum brightness when the light is OFF	When turning the light ON, they will adjust to the last used brightness setting.
Double click	The light go to maximum brightness	Maximum brightness	A quick short-cut to maximum brightness regardless the light is ON or OFF.
Quickly 3 clicks	Change color temperature of the light (with compatible LED products only)	Maximum brightness	Switch the light to the next colour temperature, cycling through Warm white → Cool white → Daylight .
Long press	Dimming the light up or down	Maximum brightness when the light is ON; minimum brightness when the light is OFF	When the light is ON, long press the button to dim up or down, release the button to turn the light on OFF; long press the button to turn the light on OFF, long press the button to turn the light on ON.
Quickly 4 clicks	Enter pairing mode	Rapidly flashes blue and white for 30 seconds	This function is to pair or re-pair; please refer the IR remote function control (model NO. SFB304C) or IR remote function control (model NO. SFB302C) to purchase remote control. Pairing mode ends if a successful pairing.
Quickly 4 clicks	Lock minimum brightness	Flash 3 times	A light flash to recall minimum brightness; then 4 clicks will lock the level of new minimum brightness; then turn off the light by angle click to open the setting.
Quickly 4 clicks	Reset the light color temperature (with compatible LED products only)	Maximum brightness	Reset colour temperature to Warm white .
Quickly 3 clicks	Reset minimum brightness	Flash 3 times	When light is on, 3 clicks will reset the minimum brightness setting.
Quickly 7 clicks	Reset the product to factory default	Flashes white and blue for 3 seconds, then returns white	This operation will clear all the settings, and reset the product to factory default.

THE SFI SYSTEM ELIMINATES LED FLICKERING.

**SIMPLY
MATCH THE
ECO GEM SFI
DOWNLIGHT
WITH THIS
SDD400SFI
DIMMER.**



**DIM with
FLICKER
CONTROL**

For related
products
please
scan me

