

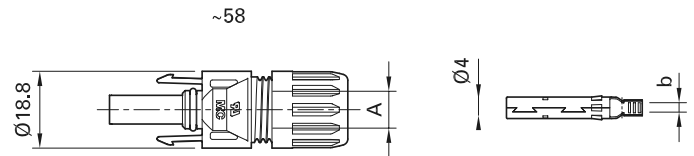
SE015E Genuine MC4 Connector - Pairs

Female and Male Cable Coupler MC4

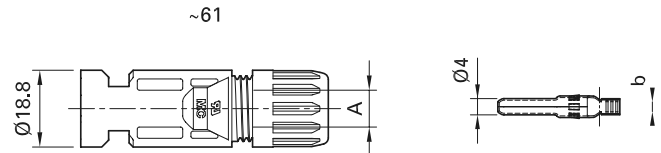
Female and male cable coupler as individual part (including insulating part)

Multi-Contact **MC**
STÄUBLI GROUP
www.multi-contact.com

PV-KBT4...



PV-KST4...



Type	Order No.	Female Cable Coupler	Male cable Coupler	Ø Range of cable Gland	Conductor Cross Section			Approvals
					mm ²	AWG	b (mm)	
PV-KBT4/2,5I-UR	32.0010P0001-UR	x		A (mm) 3 - 6	1,5; 2,5	14	3	
PV-KST4/2,5I-UR	32.0011P0001-UR		x	3 - 6	1,5; 2,5	14	3	
PV-KBT4/2,5II-UR	32.0012P0001-UR	x		5,5 - 9	1,5; 2,5	14	3	
PV-KST4/2,5II-UR	32.0013P0001-UR		x	5,5 - 9	1,5; 2,5	14	3	
PV-KBT4/6I-UR	32.0014P0001-UR	x		3 - 6	4; 6	12; 10	5	
PV-KST4/6I-UR	32.0015P0001-UR		x	3 - 6	4; 6	12; 10	5	
PV-KBT4/6II-UR	32.0016P0001-UR	x		5,5 - 9	4; 6	12; 10	5	
PV-KST4/6II-UR	32.0017P0001-UR		x	5,5 - 9	4; 6	12; 10	5	
PV-KBT4/10II	32.0034P0001	x		5,5 - 9	10	-	7,2	
PV-KST4/10II	32.0035P0001		x	5,5 - 9	10	-	7,2	

SE015E

Genuine MC4 Connector - Pairs

Advanced Contact Technology

- Snap-in lock
- Locking by safety lock clip PV-SSH4 in accordance with NEC 2011, can be released only with tool
- Proven MULTILAM technology with high long-term stability, which ensures consistently low performance loss throughout the entire service life of the plug connector
- Tried and tested plug connectors, 12 years of experience in the field
- Available for assembly with cross-sections of 10 mm²
- Also available as ready made leads
- Leads made to customer's specifications

Technical data		
Connector system	Ø 4 mm	
Rated voltage	1000 V DC / 1500 V DC (IEC)1 1000 V DC / 600 V DC (UL)	
Rated current IEC (90 °C)	17 A (1,5 mm ²) 22,5 A (2,5 mm ² ; 14 AWG) 30 A (4 mm ² , 6 mm ² ; 12 AWG, 10 AWG) 43 A (10 mm ²)	
Rated current IEC (85 °C)	17 A (1,5 mm ²) 22,5 A (2,5 mm ² ; 14 AWG) 39 A (4 mm ² ; 12 AWG) 45 A (6 mm ² ; 10 AWG)	
Rated impulse voltage	12 kV (1000 V DC (IEC)) 16 kV (1500 V DC (IEC))	
Ambient temperature range	-40 °C...+90 °C (IEC) -40 °C...+75 °C (UL) -40 °C...+70 °C (UL: 14 AWG)	
Upper limiting temperature	105 °C (IEC)	
Degree of protection,	mated	IP65, IP68 (1 h / 1 m)
	unmated	IP2X
Overvoltage category / Pollution degree	CATIII / 3	
Contact resistance of plug connectors	≤ 0,35 mΩ	
Safety class	1000 V DC: II 1500 V DC: 0	
Contact system	MULTILAM	
Type of termination	Crimping	
Contact material	Copper, tin plated	
Insulation material	PC / PA	
Locking system (UL)	Locking type	
Flame class	UL94-V0	
Ammonia resistance (acc. to DLG)	1500 h, 70 °C / 70 % RH, 750 ppm	
Salt mist spray test, degree of severity 6	IEC 60068-2-52	
TÜV-Rheinland certified, in accordance with EN 50521	R60028286	
TÜV-Rheinland certified, in accordance with 2Pfg2330	R60087448	
UL recognized component, in accordance with UL 6703	E343181	
CSA certified, in accordance with UL 6703	250725	

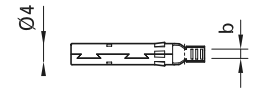
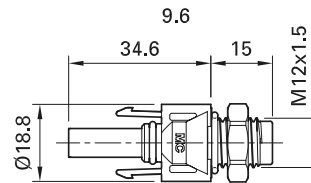
SE015E Genuine MC4 Connector - Pairs

Female and Male Panel Receptacle MC4

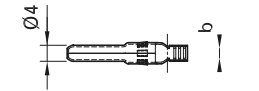
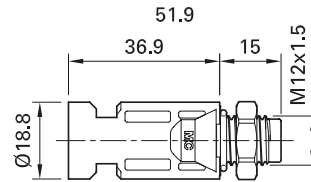
Female and male panel receptacles as individual part (including insulating part)



PV-ADBP4-S2...



PV-ADSP4-S2...



Type	Order No.	Female Cable Coupler	Male cable Coupler	Conductor Cross Section			Approvals
				mm ²	AWG	b (mm)	
PV-ADBP4-S2/2,5-UR	32.0076P0001-UR	x		1,5; 2,5	14	3	
PV-ADSP4-S2/2,5-UR	32.0077P0001-UR		x	1,5; 2,5	14	3	
PV-ADBP4-S2/6-UR	32.0078P0001-UR	x		4; 6	12; 10	5	
PV-ADSP4-S2/6-UR	32.0079P0001-UR		x	4; 6	12; 10	5	

SE015E

Genuine MC4 Connector - Pairs

Advanced Contact Technology

- MC4 panel-receptacle connectors are the interface between an inverter or junction box or junction and a branch cable
- Mounting directly by means of screw thread or in perforated plate with locknut (included in delivery)
- Rapid, precise plugging
- Protection class IP68 (1 m/1 h) guarantees the highest connection safety
- Mating compatibility with MC4

Technical data		
Connector system	Ø 4 mm	
Rated voltage	1000 V / 1250 V1 DC (IEC) 600 V / 1000 V DC (UL)	
Rated current IEC (90 °C)	17 A (1,5 mm ²) 22,5 A (2,5 mm ² ; 14 AWG) 30 A (4 mm ² , 6 mm ² ; 12 AWG, 10 AWG)	
Rated current IEC (85 °C)	17 A (1,5 mm ²) 22,5 A (2,5 mm ² ; 14 AWG) 39 A (4 mm ² ; 12 AWG) 45 A (6 mm ² ; 10 AWG)	
Rated impulse voltage	12 kV	
Ambient temperature range	-40 °C...+90 °C (IEC)	
Upper limiting temperature	105 °C (IEC)	
Degree of protection,	mated	IP65; IP68 (1 m/1 h)
	unmated	IP2X
Overvoltage category / Pollution degree	CATIII / 3	
Contact resistance of plug connectors	≤ 0,35 mΩ	
Safety class	II	
Contact system	MULTILAM	
Type of termination	Crimping	
Contact material	Copper, tin plated	
Insulation material	PC / PA	
Locking system (UL)	Locking type	
Flame class	UL94-V0	
TÜV-Rheinland certified, in accordance with EN 50521	R60028286	
UL recognized component, in accordance with UL 6703	E356494	