

Catalogue No: **DMB-01-C-M24**

TIMER M/FUNCTION 24V DC/24-240V AC SUPPLY 1 C/O 0.1S-100H

Timers and Control Relays > Timers, Time Switches and Counters > Time Delay Relays > Carlo Gavazzi Time Delay Relays > Multifunction Time Delay Relays > DIN mount



Representative Photo Only
(actual product may vary based on configuration selections)

Time delay relay, multifunction, 24V AC/DC, 240V AC, 1 C/O, DIN rail

- Multitude of timing functions available from the entire Carlo Gavazzi range (On Delay, Interval, Off Delay, One Shot, Star-Delta, and Recycler)
- Available in either DIN or Panel mount to suit your preference.
- Variety of relay output types (SPDT, DPDT) and adjustable timing ranges available, dependent on your switching requirements.
- International certifications and wide install base ensuring delivery of a quality tested product.

SPECIFICATIONS

Timing Function	Multi-function
Time Range(s)	100ms ... 1s 1 ... 10s 6s ... 1min 1 ... 10min 6min ... 1h 1 ... 10h 10 ... 100h
Power Consumption	4 VA / 1.5 W VA/W
Max. Operating Frequency	7200 cycles/hour
Nominal Frequency	45-65 Hz
Unom, Supply Voltage, DC, Nom	24 V DC
Umin, Supply Voltage, AC, Min	24 V AC
Umax, Supply Voltage, AC, Max	240 V AC
Supply Voltage Type	24 V DC / 24-240 V AC
Contact Ratings DC12 at 24 V DC	5 A
Contact Ratings DC 13 at 24 V DC	2.5 A
Contact Ratings AC 15 at 250 V AC	2.5
Contact Ratings AC 1 at 250 V AC	8 A
Contact Configuration	1 CO
Housi	22.5mm DIN rail
Mounting	DIN-35 Rail Mount
Time Setting Accuracy	≤5 %
Height	83.5 mm
Width	22.5 mm
Depth	98.5 mm

Catalogue No: **DMB-01-C-M24**

TIMER M/FUNCTION 24V DC/24-240V AC SUPPLY 1 C/O 0.1S-100H

Timers and Control Relays > Timers, Time Switches and Counters > Time Delay Relays > Carlo Gavazzi Time Delay Relays > Multifunction Time Delay Relays > DIN mount



REFERENCES

IECEX Certificate -

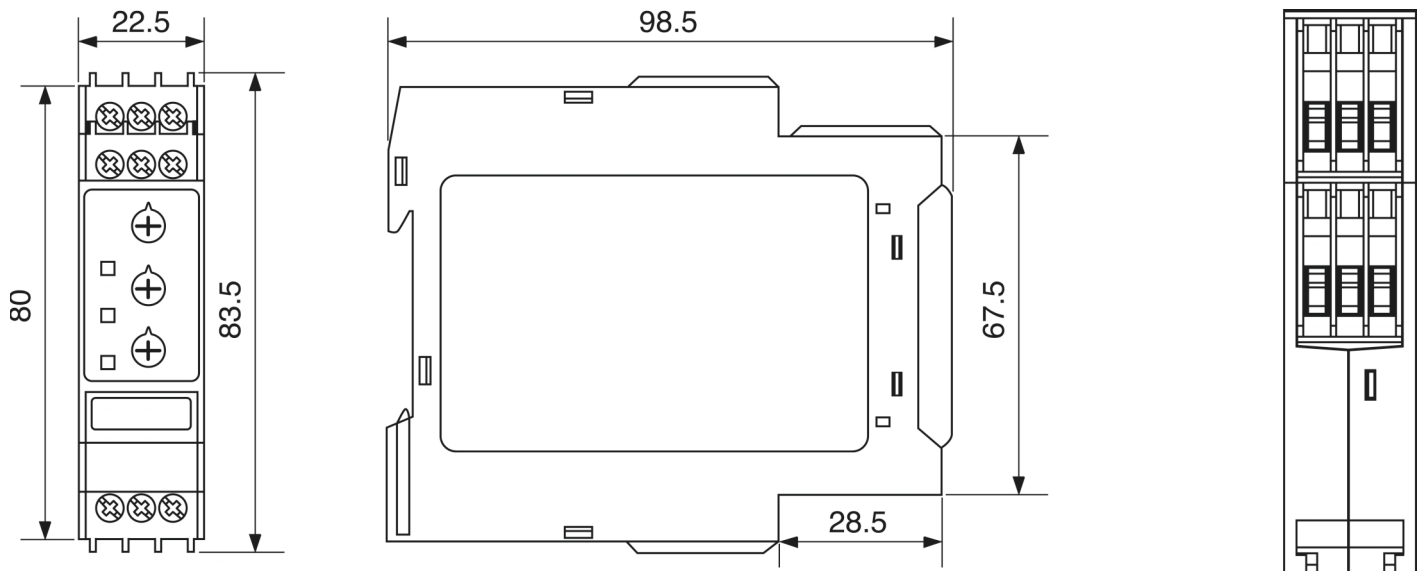
Supplier Declaration of Conformity: -

Installation Guide: -

User Manual: -

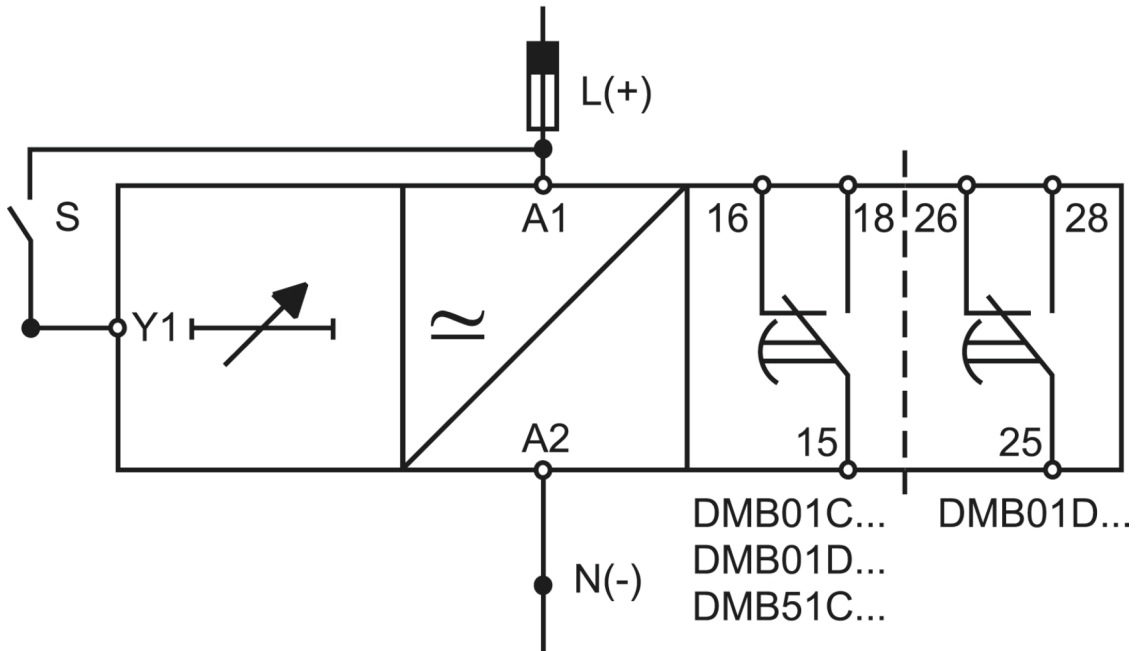
Manufacturer Datasheet: [DMB01CM24_ManufacturerDatasheet](#)

Manufacturer Catalogue & Product Selection: -

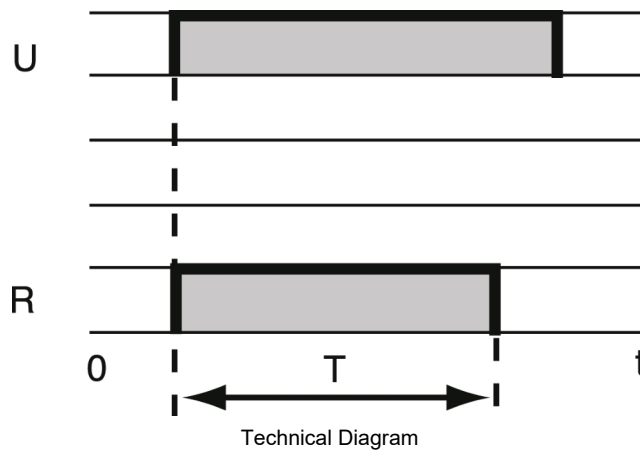


Dimension Diagram

DMB51, DMB01



Connection / Wiring Diagram



Technical Diagram